


Reception Knowledge Organiser

'Welcome to MY world'

Key Vocabulary

My Family



to

Children will learn:

About how they are similar or different to their friends and family.

To talk about people who are important to them.


Children will be able to:

Talk about family customs they enjoy.

Show interest in the lives of people who are familiar to them.

Talk about what makes them similar or different from each other.

How to Play & Make Friends



Share



Play



Use Kind Words

Children will be able to:

Play together in a friendly atmosphere while taking turns and sharing.

Listen to one another when engaged in conversation.

Children will learn:

To listen to their friends when playing.

To play in a group with their peers.

To take turns when playing.

To be kind to everyone.

To involve others in conversation.

To treat the resources and environment with respect.

Feelings

How do you feel today?



Keeping my body healthy

Healthy bodies need:

Water

A balanced diet

Exercise

Love and care

Sleep



Children will learn:

The effect actions and words can have on others.

How to talk about their feelings.

Children will be able to:

Talk about their feelings.

Use kind words and actions with everyone.

We are all different.
We are all friends!




Phonics Knowledge Organiser

Read Write Inc Set 1 Sounds

Key Vocabulary

Phoneme	A single unit of sound, e.g. m.
Grapheme	The written sound of a phoneme.
Digraph	Where two letters represent one sound, e.g. sh.
Vowels	The letters: a, e, i, o, u.
Consonants	All consonants are the letters except a, e, i, o, u.
Segment	When you break a word into the individual sounds, e.g. c a t.
Blend	When the sounds are then quickly put back together, e.g. c a t - cat.
Green Word	A word that is fully decodable and is able to be segmented.
Red Word	A word that cannot be decoded through phonics, e.g. the.
Alien/Nonsense words	Made up words to check phonic decoding skills, e.g. vaz nep dap
CVC	Consonant/vowel/consonant words, e.g. cat map log



Set 1 Tricky 'Red' Words

I, the, you, your, said, was, to, do, are, of, he, she, me, we, be, no, so, go, my, by, want, what, they, old, her.

Set 1 Decodable 'Green' Words

at, mat, sat, mad, dad, sad, gap, pan, top, got, dog, pin, tip, pig, dig, sit, it, in, on, and, an, up, cup, mud, kit, bed, get, met, bin, bad, cat, can, cot, hen, hit had, fan, fat, log, shop, fun, lip, fish, ship, let, jet, wet, vet, yes, wish, web, yet, jam, yap, jog, win, yum, rat, red, run, wing, chin, thick, chop, chat, quit, quiz, sing, thing, bang, this, thin, fix, six, zag, sip, fox, box, stink, wink, back.



Useful Links and Websites

- Ruth Miskin RWI - guidance for parents/carers
<https://www.ruthmiskin.com/en/find-out-more/parents/>
- Oxford Owl - free RWI ebooks and further guidance
<https://home.oxfordowl.co.uk/reading/reading-schemes-oxford-levels/read-write-inc-phonics-guide/>
- Phonics Play website - a subscription site
<http://www.phonicsplay.co.uk>
- Alphablocks - lots of episodes on Youtube
<https://www.bbc.co.uk/cbeebies/shows/alphablocks>

How Can You Help?

- Share and enjoy books with your child.
- Let your child read what interests them.
- Practise reading and spelling both the red and green words.
- Learn your child's set 1 sounds with them.
- Encourage your child to mark make as often as possible.
- Read every day with your child and encourage them to infer from the pictures to develop their storytelling skills.
- Ensure you read to your child everyday with excitement and intonation.
- Read stories and spot the sounds we have been learning.